



SOLT I Indonesian Module 5 Lesson 3

Student Manual

Medical Symptoms

DEFENSE LANGUAGE INSTITUTE
FOREIGN LANGUAGE CENTER





More DLI courses on LiveLingua - Online Language School

By the end of the lesson, you will be able to engage in conversation related to medical symptoms. Below is the lesson outline.

Describe Symptoms

- Ask/respond to questions about one's health and well being
- Ask/respond to questions about personal comfort/discomfort
- Talk about health problems and describe symptoms
- Express surprise and worry about sickness
- Ask/respond to questions about fever, disease, operations, and medical treatment

More DLI courses on LiveLingua - Online Language School

TIP OF THE DAY

The Indonesian Ministry of Health has announced that heart attacks have become the number one killer. There are many attempts from the heart foundation to promote a good heart program, such as distributing flyers, doing exercise every Saturday morning in the park, etc.

Describe Symptoms

Exercise 1 (Group Work)

Study the following scenario with your group and find out important structures needed for communicating illness. Use the vocabulary list to help you understand the scenario. Your instructor will model the scenario for you. Then, practice it with your group.

Dona: Kenapa kamu? Wajahmu kelihatan pucat.
Sinta: Kepalaku sakit sekali, perutku juga mual. Aku pikir aku sakit maag.
Dona: Apakah kamu sudah makan?
Sinta: Sudah, tapi terlambat. Seharusnya aku harus makan jam 12 tapi hari ini aku makan jam 2.
Dona: Lebih baik kita pergi ke klinik. Aku akan antar kamu.
Sinta: Baik, terima kasih. Kamu baik sekali.

Perawat: Ada yang bisa dibantu?
Dona: Teman saya sakit, suster.
Perawat: Mari kita bawa dia ke ruang periksa.
Dona: Ayo, Santi.
Perawat: Silakan berbaring di tempat tidur itu.
Sinta: Baik.
Perawat: Saya akan memeriksa tekanan darah dan suhu badannya. (*The nurse checks Sinta's blood pressure and temperature*). Tekanan darahnya rendah 60/70 dan suhu badan ibu cukup tinggi, 35 derajat celcius. Silakan tunggu, ya. Dokter akan memeriksa Anda sebentar lagi.

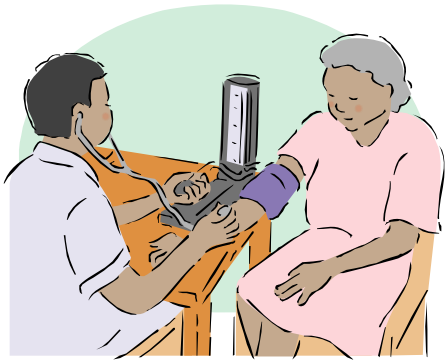

Perawat memeriksa tekanan darah

Dokter: Apa kabar? Saya Dokter Andi. Ada keluhan apa?
Sinta: Kepala saya pusing dan perut saya sakit.
Dokter: Apakah Anda merasa mual dan mau muntah?
Sinta: Iya, Dokter.
Dokter: Baiklah. Bagian perut mana yang sakit? Sebelah kiri atau sebelah kanan?
Sinta: Sebelah kiri, Dok.
Dokter: Saya akan periksa lebih teliti. Mungkin kamu menderita usus buntu.

More DLI courses on LiveLingua - Online Language School

Exercise 2 (Pair Work)

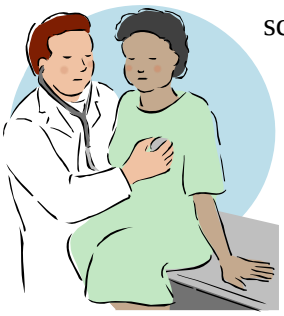

Dokter memeriksa pasien

Working in pairs, answer the following questions which are based on the scenario in exercise 1 above. Discuss your answers with the rest of the class.

1. Mengapa wajah Sinta kelihatan pucat?
2. Ke mana Dona dan Sinta pergi?
3. Apa yang harus dilakukan Sinta di ruang periksa?
4. Apa yang dilakukan oleh perawat terhadap Sinta?
5. Tubuh Sinta yang bagian mana yang terasa sakit?

Exercise 3 (Pair Work)

Look at the table below depicting various symptoms of illness. Have a conversation with your partner about asking and answering questions related to health. Use the examples below as your reference.

		
Demam	Sakit Punggung	Sakit perut
		
Muntah	Sakit kepala/pusing	Pilek
		
Sakit gigi	Batuk	Gatal

More DLI courses on LiveLingua - Online Language School

Exercise 3 (Pair Work) (Continued)

T: Kenapa kamu? Apakah kamu baik-baik saja? J: Aku kena radang tenggorokan.	
T: Mengapa kamu tidak makan? Apakah kamu sakit? J: Ya, aku sakit gigi. Aku tidak bisa makan.	
T: Wajahmu pucat sekali. Kenapa kamu? J: Oh aku tidak apa-apa.	

Exercise 4 (Group Work)

Divide the class into two groups. Each group will do the following activity. One person will mime the symptoms without saying any words. The rest of the group members will try to guess what it is. Do the activities repeatedly; making sure each group member get his/her turn.

More DLI courses on LiveLingua - Online Language School

Exercise 5 (Pair Work)

Have a conversation about health problems and medical symptoms based on the example below. Be prepared to perform your conversation in front of the class.



A: Badanku panas sekali dan kepalaku pusing. Aku juga pilek.
B: Aku rasa kamu kena flu. Kamu sudah minum obat?
A: Belum.
B: Lebih baik kamu minum obat dan istirahat.
A: Baiklah. Tolong beritahu guru kita kalau aku sakit.
B: Baik.

Exercise 6 (Pair Work)

Study the following conversation with your partner. Then, pretend that you think you don't feel well, and you decide to see a doctor. Your partner will play the role of a doctor. Have a conversation based on the scenario at the beginning of this lesson and the conversation below.



Dokter:	Bagaimana kabarnya Ibu Sastro?
Ibu Sastro:	Saya masuk angin, Dok! Kepala saya pusing sekali dan perut saya mual.
Dokter:	Silakan berbaring di tempat tidur itu. Sudah berapa hari sakitnya?
Ibu Sastro:	Dua hari.
Dokter:	Coba, buka mulut Ibu. Apakah Ibu sudah minum obat?
Ibu Sastro:	Saya minum obat sakit kepala.
Dokter:	Baik, ibu harus disuntik. Sesudah itu saya beri resep ya.

More DLI courses on LiveLingua - Online Language School

Exercise 7 (Pair Work)

Working with your partner, find the sentences that you need to express surprise and worry in the following conversation. Can you tell what the conversation is about? Then, practice the conversation with your partner and switch roles.

A: Aku tidak bisa datang ke pesta ulang tahunmu. Aku sakit demam.
B: Aduh, kasihan. Sayang sekali kamu tidak bisa datang. Apa kamu baik-baik saja?
A: Yah, aku sudah minum obat dan perlu istirahat.
B: Semoga lekas sembuh, ya!
A: Terima kasih.

_____

_____

_____

_____

_____

Exercise 8 (Pair Work)

Role-play the following situation. Your partner has just had an accident and he is hospitalized, so you go to the hospital and express your surprise and worry about his condition. Use the conversation on exercise 7 as an example.

Exercise 9 (Pair Work)

Pretend that you injured yourself in your yard while cutting some tree branches. Your left hand is bleeding and you need help. Call your doctor (your partner will be the doctor) and ask him/her what kind of treatment you should apply to the cut. Take notes of the doctor's instructions. Change roles.

More DLI courses on LiveLingua - Online Language School

Exercise 10 (Group Work)

Read the following passage about a disease, and then answer the questions. After you have finished answering the questions, form a group of four. Compare and discuss your answers with your group.



Nyamuk Anopheles

Malaria adalah penyakit menular yang disebabkan oleh parasit Plasmodium dan ditularkan melalui gigitan nyamuk Anopheles yang terkena infeksi. Penyakit ini bersifat musiman dan lokal dan dapat menyerang semua golongan umur mulai dari bayi, anak-anak sampai orang dewasa.

Penderita malaria mempunyai gejala-gejala sebagai berikut:

1. Demam yang biasanya disertai sakit kepala.
2. Penderita yang pucat karena kurang darah dan membesar limpanya, sering ditemukan pada mereka yang sering terserang malaria.
3. Penderita malaria berat masih bertambah lagi dengan gejala-gejala sebagai berikut: gangguan kesadaran, kejang-kejang, diare sampai kehilangan kesadaran (koma).
4. Sebelum sakit penderita merasa lemah badan, sakit kepala, tidak nafsu makan, mual muntah yang disertai perasaan dingin, demam, dan sering berkeringat.



Nyamuk Anopheles Dirus yang banyak ditemukan di Kalimantan.

Questions:

1. Apa penyebab penyakit malaria?

_____

2. Apakah orang dewasa bisa terkena penyakit malaria?

_____

3. Apa gejala yang timbul sebelum penderita didiagnosa mempunyai penyakit malaria?

_____

More DLI courses on LiveLingua - Online Language School

TIP OF THE DAY

Most people in Indonesia do not have health insurance, since they do not know the importance of it. Only big companies give health benefits to their employees by giving them health insurance. Small companies usually have a medical allowance but the amount is not very big, approximately Rp200.000,00 - Rp300.000,00 or around $20 - $30 per year.

Exercise 11 (Pair Work)

Study the following conversation with your partner and find out structures that you need to talk about operations. Practice the conversation with your friend and switch roles.

Pasien:	Apa yang harus saya lakukan sebelum operasi, Dok?
Dokter:	Anda harus berpuasa selama 8 jam. Jangan makan selama 8 jam
Pasien:	Bagaimana prosedur operasinya?
Dokter:	Anda akan dibius total supaya Anda tidak merasa sakit. Kemudian kami akan melakukan pembedahan pada usus buntu Anda. Operasinya tidak lama, kira-kira 2 jam saja.



operasi/pembedahan

More DLI courses on LiveLingua - Online Language School

The usage of combinations of expressions follows certain rules. The following are some of them .

a. **Untung** dokter menemukan penyakitnya, **kalau tidak**, dia tidak akan tahu kalau dia punya kanker.
(How fortunate that the doctor has found out his sickness, if not, he would not know that he has cancer.)
Untung apotek masih buka **jika tidak**, kita tidak bisa mendapat obat untuk ibu.
(How fortunate that the drugstore is still open, if not, we cannot get the medication for mother.)

Untung must be placed in the beginning of the sentence that shows "cause" and followed by "**Kalau tidak**" which becomes the "effect". "Kalau tidak" must be placed in the middle of the sentence. This expression is basically used to show "cause and affect" sentences. Pay attention to the position of each word.

b. Makan **dulu sebelum** kamu minum obat.
(Eat first before you take the medication.)
Kocok **dulu** sirup itu **sebelum** kamu minum
(Shake the syrup first before you drink it.)

c. **Mula-mula** dia demam, **kemudian** diare.
(First he has fever, and then diarrhea.)
Mula-mula perawat mengecek tekanan darahnya, **lalu** suhu badannya.
(First the nurse checks his blood pressure, and then his temperature.)

The expressions above (b and c) are showing about sequence of process. These expressions are usually used to give direction of using something, which should be done in order or about chronology. Pay attention to the position of each word. "**Dulu**" must be preceded by active verb while "**Sebelum**" must be followed by a subject and verb. "**Mula-mula**" must be placed in the beginning of a sentence and followed by a complete sentence contains Subject + Verb + Object or Subject + Adjective. A coma is used before "**Lalu/Kemudian**" which then followed by noun.

More DLI courses on LiveLingua - Online Language School

Exercise 1 (Pair Work)

Create two sentences for each term, and then compare your work with your partner.

Untung – Kalau tidak	....
Dulu - sebelum	....
Mula-mula – kemudian/lalu	....

Exercise 2 (Class Work)

Fill in the blanks in the passage below with the words: *untung, kalau/jika tidak, dulu, sebelum, mula-mula, kemudian/lalu.*

_____ dia segera minta pertolongan, _____ dia bisa mati karena digigit ular. Dokter sudah merawat dia dan memberi dia obat. _____ dokter mengeluarkan racun yang ada di luka bekas gigitan ular itu, _____ dokter membersihkan lukanya. Meskipun dokter sudah membius lukanya, dia masih merasakan sakit. Setelah luka dibersihkan dokter _____ membalut lukanya dengan perban. _____ dia disuruh pulang, dokter memberi dia obat. Obat itu adalah obat keras, dia harus makan _____ sebelum meminum obatnya.

More DLI courses on LiveLingua - Online Language School

Reduplication of Question Words

Reduplication of questions words are used to denote generality. For instance, "*apa-apa*" means "anything in general" with no particular reference. To say the expression "If there is anything ... " in Indonesian is "*Kalau ada apa-apa* ...". Thus, to express that you are OK, you say "*Saya tidak apa-apa*" which literally means that there is nothing (to worry about) concerning yourself.

Exercise 3 (Class Work)

Discuss the meaning of the following sentences. Then, come up with your own sentences using the reduplications and share them with the rest of the class.

1. Kalau ada apa-apa, Bapak bawa anaknya ke klinik untuk diperiksa, ya?
2. Obat sakit kepala itu dijual di mana-mana. Di warung juga ada.
3. Tidak ada siapa-siapa di kamar periksa.
4. Kalau musim hujan, nyamuk ada di mana-mana.
5. Apa-apa ada di apotek ini. Ini apotik yang paling lengkap di kota ini.
6. Ibu tidak apa-apa kan? Saya kira tadi ibu jatuh.

More DLI courses on LiveLingua - Online Language School

Nouns

air liur/ludah	saliva
batuk	cough
bius	anesthetic
cacar air	smallpox
demam	fever
diare	diarrhea
flu	flu
gejala	symptom
gigitan	bite
kanker	cancer
kasihan	pity
kejang	stiff/convulsion
keluhan	complaint
keringat	sweat
limpa	liver
maag	gastritis
masuk angin	cold
nafsu	appetite
nyamuk	mosquito
nyeri	sharp pain
pasien	patient
pembedahan	medical operation
penyakit	disease
perawat	nurse
racun	poison
radang tenggorokan	sore throat
radang/peradangan	inflammation
resep	prescription
suster	nurse
tekanan darah	blood pressure

Verbs

batuk	to cough
berbaring (*root*:baring)	to lay down
demam	to have a fever
digigit (root: gigit)	to be bitten
disuntik (*root*: suntik)	to get an injection
kena	to be infected, to get (an illness)
memeriksa (*root*:periksa)	to examine
menderita (*root*: derita)	to suffer
menggaruk (*root*: garuk)	to scratch
menghirup (*root*: hirup)	to inhale/to breathe

More DLI courses on LiveLingua - Online Language School

menular (*root*: tular)	contagious
menularkan (*root*: tular)	pass on, to (a disease, a knowledge)
muntah	to vomit
pilek	to have a runny nose
puasa	to fast
serang	to infect

Adjectives

gatal	itchy
bengkak	swollen/infl
mual	nauseated
pucat	pale
pusing	dizzy
sembuh	healed
tegak	erect
teliti	thorough
untung	fortunate

More DLI courses on LiveLingua - Online Language School

Medical Preparation Prior to Deployment to Indonesia

Before coming to Indonesia, you should already have had a good supply of any medication you already take. You should ensure that you can continue that supply from a local facility or that you can find a local substitute acceptable to your original prescription drug.

Early in your stay - when there is no emergency - identify the closest medical facility with English-speaking personnel. Ascertain its working hours and its reputation if possible.

If you are in Indonesia for the first time, bring your overseas medical records with you to assist your new doctors to become familiar with your past medical history. The approach to the provision of medical care as a service to both the population and the individual is quite different to what you may be used to.

Unless absolutely necessary, as in a major medical emergency, it is suggested that you do not go to the local hospital on your own without first contacting your medical assistance company. If you must, at least ensure that you have a speaker of Bahasa Indonesia to assist you and enough money for the admission fees.

More DLI courses on LiveLingua - Online Language School

Describe Symptoms

Activity 1 (Pair Work)

Pretend that your partner looks sick, ask about his/her condition and offer to take him/her to the clinic. Have a conversation with your partner about this issue.

Activity 2 (Group Work)

Pretend that you are taking your sick friend to the doctor. The doctor will ask you and your partner several questions regarding the sickness. Create a conversation with your groups, and then perform it in front of the class.

Activity 3 (Pair Work)

Pretend that you have malaria and you go to see the doctor. Have a conversation with your partner who will play the role of the doctor. The symptoms of malaria are in the reading passage in the introduction section. You can base your conversation on that reading.

Activity 4 (Pair Work)

Pretend that your partner is hospitalized because of a car accident. You go to see him/her in the hospital. Have a conversation with him/her asking about his/her condition. Express your surprise and worry.

Activity 5 (Group Work)

Divide the class into four groups. Each group will discuss a disease. The discussion should cover the cause of the disease, symptoms, treatment, and actions to prevent the disease. After your group is done with this activity, present it in front of the class and be prepared to answer questions from other groups.

Activity 6 (Group Work)

Divide the class into four groups. Each group will discuss which one is more important; a) to prevent the disease or b) to cure the disease. Each member should express their idea and the reasons behind it. The groups should come up with a conclusion, which will be presented in front of the class. Be ready to answer questions and receive feedback from other groups.

More DLI courses on LiveLingua - Online Language School

Activity 7 (Pair Work)

Working with your partner, match each illustration with the correct instruction. Discuss the instructions with your partner. Could you tell what "*Peregangan Otot-Otot Leher*" means?

Peregangan Otot-Otot Leher	
	1. Letakkan kedua tangan di belakang kepala. Pelan-pelan tarik kepala ke arah bawah sehingga Anda bisa melihat dada Anda. Tahan posisi untuk beberapa detik kemudian lepaskan.
	2. Letakkan satu tangan di sisi kanan kepala dan tekan kepala ke arah bahu. Lakukan urutan yang sama pada sisi yang lain.
	3. Putar kepala ke kanan sejauh-jauhnya, kemudian tekan dagu ke arah bahu. Lakukan urutan yang sama pada sisi yang lain.

Activity 8 (Class Work)

One student will give instructions on how to stretch the neck as shown in the passage in the previous exercise in front of the class. He/she may use his/her own words for giving instructions. The rest of the class will follow the instructions.

More DLI courses on LiveLingua - Online Language School

Activity 1 (Pair Work)

Pretend that you are a doctor and your partner is your patient. He has smallpox symptoms. Ask him/her questions about health history and the symptoms that occur. Write down this conversation before you perform it in front of the class.

Activity 2 (Pair Work)

Add two or more questions to the following list. It is about a previous sickness that your partner had. Take turns asking and answering the questions in the list.

1. Apakah kamu pernah sakit?
2. Sakit apa?
3. Berapa lama?
4. _____
5. _____
6. _____
7. _____

Activity 3 (Group Work)

A. Pretend that you suffer from a sickness (you may choose one sickness) and you need some advice. You log on to an online doctor and post a letter in the web mentioning your sickness and its symptoms. Write down this letter on a piece of paper and don't forget to mention your name in the letter.

B. When you have finished writing the letter, all of you will give the letters to your instructor. She/he will distribute the letters randomly. If you get your own letter, you have to ask your instructor for another letter. Read the letter and pretend that you are a doctor. Write a reply to that letter. Explain what kind of treatment he/she should receive and give him/her your expert advice. After you are finished, return the letter to the writer and discuss the symptoms and the treatment.

More DLI courses on LiveLingua - Online Language School

Activity 4 (Pair Work)

It is an emergency case. You have a heart burn and need medicine. You see this "super mini circle K" (below) that sells everything from food to personal needs to medicine. You buy heartburn medicine and a bottle of water. Then read the description on the back of the pills on how to take the medicine (see the text box on the right.). Create a conversation between you and the owner. Perform it in front of the class.



NYLASTA

ANTASIDA PILIHAN PERTAMA UNTUK MENGHILANGKAN NYERI LAMBUNG (MAAG DAN ANTI KEMBUNG).

Dosis: 3 - 4 kali sehari satu tablet, sebaiknya dikunyah sebelum satu jam sesudah makan dan waktu hendak tidur.

Activity 5 (Pair Work)

Pretend that suddenly your child is sick and you need to go to the doctor, but before that, you want to check with your family doctor. Call your partner who plays the role of your family doctor and describe the condition and symptoms that your child has. Your doctor (your partner) will tell you what to do and give you advice. Take notes based on your doctor's instructions and explain the symptoms and the diagnosis to another pair.

Activity 6 (Pair Work)

Create a conversation based on the picture below. You may choose one of these pictures. Don't forget to describe the symptoms that you suffer from. After you have finished writing it, compare your notes with your partner. Choose one of the two conversations to perform it in front of the class.

More DLI courses on LiveLingua - Online Language School

Activity 6 (Pair Work) (Continued)



Activity 7 (Class Work)

The whole class will read the following passages about shoulder stretches. Each student will study the instructions in five minutes. Your instructor will call up a student to stand in front of the class to give the instructions. The rest of the class will follow. When he/she is done, students will repeat the same activity working in pairs.

	Putar bahu Anda dalam putaran yang tetap dan berulang-ulang. Kepala harus dalam posisi lurus
	Letakkan kedua tangan di belakang punggung. Posisi tangan harus dalam posisi lurus, secara pelan angkat kedua tangan and angkat bahu Anda.
	Letakkan kedua tangan di belakang kepala. Tarik tangan kanan dengan tangan kiri sejauh-jauhnya. Posisi kepala harus tetap tegak. Relaks, kemudian lanjutkan dengan tangan kiri dengan tangan kanan Anda.

More DLI courses on LiveLingua - Online Language School

Activity 8 (Group Work)

The class will be divided in the groups of three or four. Observe the following actual form from the Indonesian General Directorate for the Elimination of Contagious Diseases and the Sanitation of the Environment. What do you think this form is for? Find out as much information as you can from the form. A class discussion with follow.

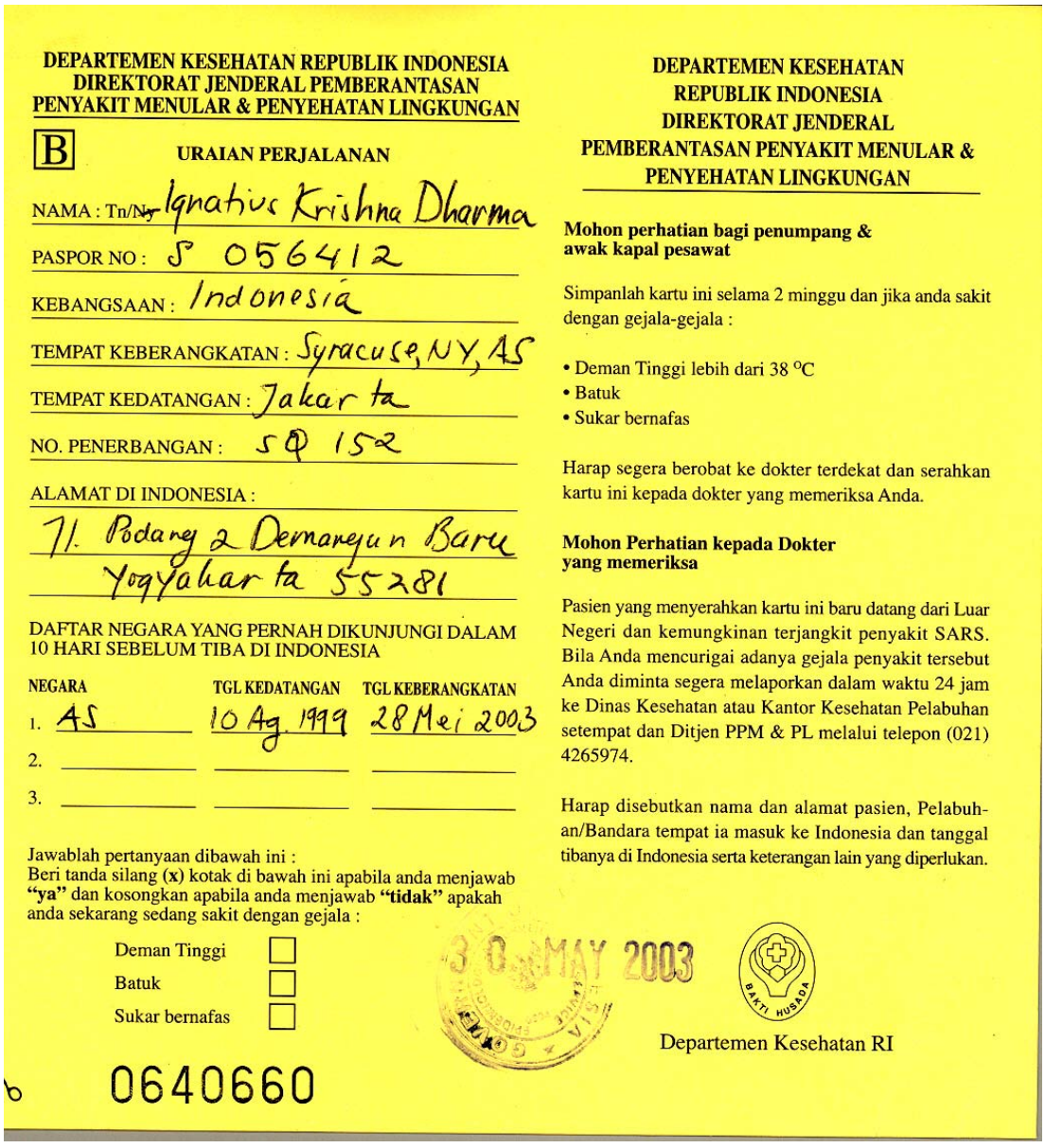

DEPARTEMEN KESEHATAN REPUBLIK INDONESIA
DIREKTORAT JENDERAL PEMBERANTASAN
PENYAKIT MENULAR & PENYEHATAN LINGKUNGAN

B **URAIAN PERJALANAN**

NAMA : Tn/~~Ny~~ Ignatius Krishna Dharma

PASPOR NO : S 056412

KEBANGSAAN : Indonesia

TEMPAT KEBERANGKATAN : Syracuse, NY, AS

TEMPAT KEDATANGAN : Jakarta

NO. PENERBANGAN : SQ 152

ALAMAT DI INDONESIA :

Jl. Podang 2 Demangan Baru
Yogyakarta 55281

DAFTAR NEGARA YANG PERNAH DIKUNJUNGI DALAM 10 HARI SEBELUM TIBA DI INDONESIA

	NEGARA	TGL KEDATANGAN	TGL KEBERANGKATAN
1.	AS	10 Ag. 1999	28 Mei 2003
2.			
3.			

Jawablah pertanyaan dibawah ini :
Beri tanda silang (x) kotak di bawah ini apabila anda menjawab **"ya"** dan kosongkan apabila anda menjawab **"tidak"** apakah anda sekarang sedang sakit dengan gejala :

Deman Tinggi ☐
Batuk ☐
Sukar bernafas ☐

0640660

DEPARTEMEN KESEHATAN
REPUBLIK INDONESIA
DIREKTORAT JENDERAL
PEMBERANTASAN PENYAKIT MENULAR &
PENYEHATAN LINGKUNGAN

Mohon perhatian bagi penumpang & awak kapal pesawat

Simpanlah kartu ini selama 2 minggu dan jika anda sakit dengan gejala-gejala :

- Deman Tinggi lebih dari 38 °C
- Batuk
- Sukar bernafas

Harap segera berobat ke dokter terdekat dan serahkan kartu ini kepada dokter yang memeriksa Anda.

Mohon Perhatian kepada Dokter yang memeriksa

Pasien yang menyerahkan kartu ini baru datang dari Luar Negeri dan kemungkinan terjangkit penyakit SARS. Bila Anda mencurigai adanya gejala penyakit tersebut Anda diminta segera melaporkan dalam waktu 24 jam ke Dinas Kesehatan atau Kantor Kesehatan Pelabuhan setempat dan Ditjen PPM & PL melalui telepon (021) 4265974.

Harap disebutkan nama dan alamat pasien, Pelabuhan/Bandara tempat ia masuk ke Indonesia dan tanggal tibanya di Indonesia serta keterangan lain yang diperlukan.

30 MAY 2003

Departemen Kesehatan RI

More DLI courses on LiveLingua - Online Language School

Activity 9 (Pair Work)

Write any information that you know about the picture on the right. Compare your notes with your partner and discuss it.



Activity 10 (Group Work)



The class will be divided into groups. The instructor will read a transcript of an actual news report from 06/24/2005 about an incident in the target region two times. Just listen as your teacher reads the report for the first time. You can jot down information that would help you remember the content of the report. Be ready to present your reconstruction to the rest of the class. A class discussion will follow.

More DLI courses on LiveLingua - Online Language School

Activity 11 (Group Work)

Divide the class into four groups. Each group will discuss their experience of having an operation, a friend's operation, or a relative's operation. Ask and answer questions about operation procedures within the group. In this activity, you exchange knowledge and information about operation procedures. Take notes on what you find interesting and important for future reference.

More DLI courses on LiveLingua - Online Language School

Activity 1

Find other medical symptoms in the Indonesian dictionary that have not been discussed in class. You may look on the Internet or any other sources such as friends, chat friends, pen pals, etc. List the symptoms and write the English equivalent. You will exchange the information during the next class meeting.

Activity 2

 **(Track 25)** Listen to a lecture in a Medical College about chickenpox. Listen carefully, and then answer the questions.

Questions:

1. Bagaimana seseorang bisa tertular penyakit cacar air?

_____

2. Kapan gejala akan terlihat setelah terjadi kontak dengan bakteri penyebab cacar air?

_____

3. Apa gejala cacar air?

_____

4. Apa obat yang digunakan untuk demam?

_____

5. Kapan harus meminta bantuan dokter?

_____

More DLI courses on LiveLingua - Online Language School

Activity 3

Read the following passage, and then answer the questions.

Rabies adalah penyakit yang ditimbulkan dari virus yang terdapat pada ludah/air liur binatang yang terinfeksi. Pengobatan harus dilakukan segera, jika tidak penderita akan meninggal dunia.
Binatang seperti: anjing, kucing, tkus, rakun, dan lain-lain dapat terinfeksi oleh virus ini dan dapat menularkannya kepada manusia. Berikut ini adalah pengobatan dan perawatan jika Anda digigit binatang yang mempunyai rabies:

1. Untuk luka gigitan yang ringan: segera cuci bagian yang terluka dengan air dan sabun, oleskan antibiotik pada luka dan balut dengan perban.
2. Jika luka Anda terlalu dalam cuci bagian yang luka dengan air dan sabun dan segera pergi ke dokter.

Gejala-gejala yang timbul jika Anda terkena infeksi rabies adalah:

1. demam
2. badan terasa panas – seperti gejala flu
3. kejang-kejang
4. susah untuk bernafas

Questions:

1. Apa penyebab penyakit rabies?

_____

2. Hewan apa yang bisa menularkan penyakit rabies?

_____

3. Perawatan apa yang bisa dilakukan untuk luka gigitan yang tidak dalam?

_____

4. Gejala apa yang timbul jika terkena rabies?

_____

More DLI courses on LiveLingua - Online Language School

Activity 4

One of the most dangerous diseases in Indonesia is Dengue fever or "*Demam Berdarah*". Do some research on this disease and write a short report about it such as: the symptoms, how to prevent this disease, proper treatment, etc. Be prepared to present it in front of the class the next day.

More DLI courses on LiveLingua - Online Language School